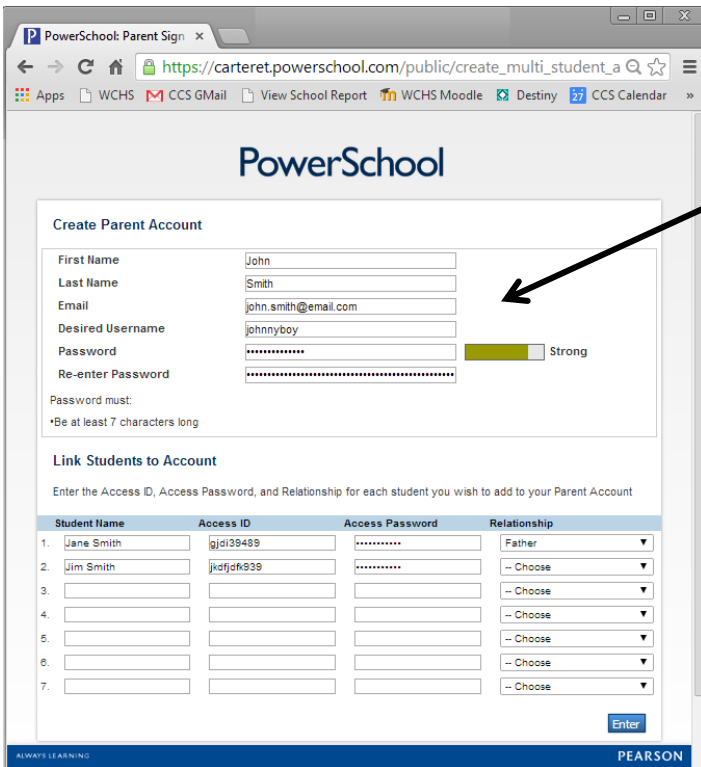
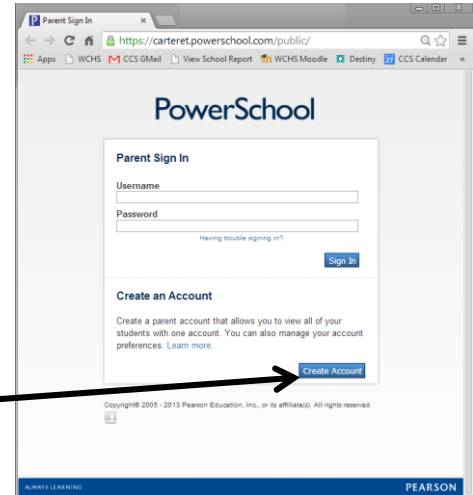


This will allow you to access your student's grades, attendance and registration using the Homebase/PowerSchool system.

Before you begin, please be sure that you have completed the Parent Powerschool Portal Access Application and have returned it to your student's school and received the parent access letter with your student's access code on it.

Once you have your student's parent access information letter...

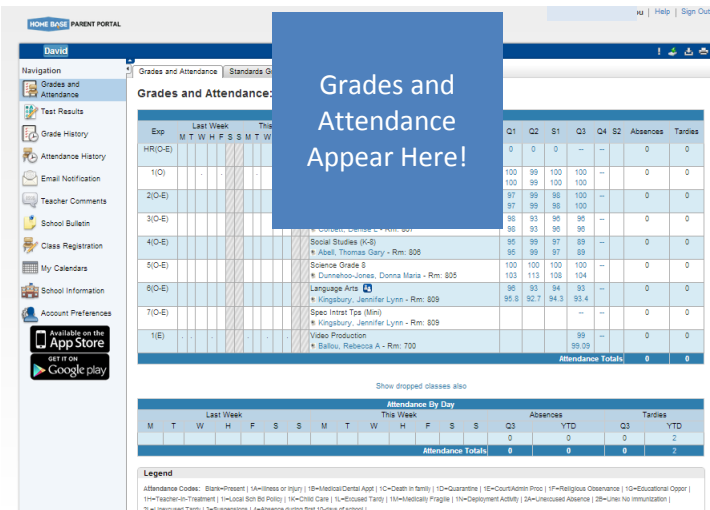
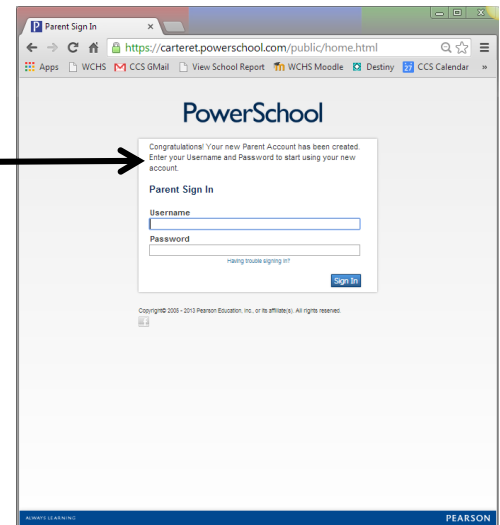
1. Open your browser
2. Go to <https://carteret.powerschool.com> (you can also access this website from a link on your school's website.)
3. Click the Create Account Button



4. Enter your information in the appropriate location:
 - First Name
 - Last Name
 - Email
 - Desired Username
 - Password and Re-enter Password (Please be aware that your password must be at least 7 characters long)
5. Go under Link Students to Account
6. Enter Your Students name in the first blank
7. Enter the Access ID from the letter provided from the school (Received after turning in a Access Application to the school)
8. Enter the Access Password also from the letter provided in the Access Password box
9. Select your relationship to the student
10. If you have a second student (at any school) you may add that student to your account by entering their information in line 2 (you must have a letter for each student you wish to register).
11. Click the Enter button to register

You will then see the parent sign in screen again with a congratulations message that your Parent Account has been created.

Enter your username you created when creating your account and the password and click sign in to login.



Once you login you will be at the Grades and Attendance Page.

You will notice the screen looks exactly like the student portal except for one button, the Email Notification button.

Setting Email Notification

- Click the Email Notification button on the left
- Select the Information you wish to receive emails about:
 - Summary of current grades and attendance
 - Detail report showing assignment scores for each class
 - Detail report of attendance
 - School Announcements
 - Balance Alert (NOTE: Not working at this time)
- Select how often you wish to receive the emails:
 - Never (Not Recommended)
 - Daily
 - Weekly
 - Every Two Weeks
 - Monthly
- Additional Email Addresses, use this option if you have more than one email address where you wish to receive these reports.
- If you wish to receive these email reports immediately click the send now check box.
- Click Submit

